



Presented by
The International Quintessence Publishing Group

THE 11TH INTERNATIONAL SYMPOSIUM ON PERIODONTICS & RESTORATIVE DENTISTRY

BOSTON, MASSACHUSETTS | JUNE 6-9, 2013 | BOSTON MARRIOTT COPLEY PLACE




Photo courtesy of the Greater Boston Convention & Visitors Bureau.

FEATURING

**Periodontal,
Restorative Dentistry, and
Implant Therapeutics**

CO-CHAIRS

MYRON NEVINS, DDS

MARC L. NEVINS, DMD, MMSc



ADVANCE PROGRAM

Cosponsored by



With additional corporate sponsorship



INVITATION



Dear Colleague,

The editors and publisher of the *International Journal of Periodontics & Restorative Dentistry* look forward to welcoming you to Boston for the 11th International Symposium on Periodontics and Restorative Dentistry.

It will be cosponsored by the journal and the American Academy of Periodontology. This landmark program offers an exceptional roster of world-renowned clinicians and researchers, providing an exciting atmosphere to be shared by an international coterie of advanced dentists seeking knowledge pertaining to cutting-edge therapeutics.

We anticipate that these experts will offer challenging perspectives and a scientific basis for you to make clinical decisions for your patients. The symposium will focus on treatment planning to achieve optimal outcomes in periodontology, restorative dentistry, and implant therapeutics. Since its inception in 1983, the symposium has been recognized throughout the world of dentistry as a special continuing educational opportunity. It only occurs every third year so as to allow the development and validation of new treatment methods together with new products.

We have previously welcomed dentists from 57 countries and all 50 states who have shared the wealth of information with their colleagues and patients. We now invite you to participate in what promises to be another outstanding program in comprehensive adult dentistry.

We look forward to greeting you in Boston on June 6 to 9, 2013.

Myron Nevins, DDS
Program Co-Chair

Marc L. Nevins, DMD, MMSc
Program Co-Chair



FOR MORE INFORMATION OR TO REGISTER, VISIT www.bostonperio meeting.com

ABOUT THE MEETING

Presented by the International Quintessence Publishing Group, publisher of the *International Journal of Periodontics & Restorative Dentistry*, and cosponsored by the American Academy of Periodontology, this symposium addresses current trends in these dental fields as well as implant and esthetic dentistry.

The symposium offers three cutting-edge sessions daily, presented by internationally recognized speakers. Participants can attend any sessions they wish.

MEETING PLACE

Boston Marriott Copley Place
110 Huntington Avenue
Boston, Massachusetts 02116
Tel (800) 228-9290 (in US and Canada) or (617) 236-5800
Fax (617) 236-5885

HOTEL RESERVATIONS

Hotel rooms have been blocked for symposium participants at the Boston Marriott Copley Place. Please make your reservations by 5:00 PM on May 14, 2013, the reservation cutoff date. Complete the hotel reservation form in this program and mail it with your symposium registration form, or call the hotel reservation desk directly at (800) 228-9290 (in US and Canada) or (617) 236-5800. Be sure to indicate the name of the symposium to receive the special meeting rate. **Please do not call the hotel for reservations if you mail the hotel registration form to Quintessence because your reservations may be duplicated.**

SPECIAL PRESYMPOSIUM SESSIONS

The 11th Symposium is expanded with special sessions—exclusively for the symposium participants—sponsored by BIOMET3i, Osteohealth, and Colgate-Palmolive. These special sessions are offered to all symposium participants at no additional cost.

In addition, a hands-on workshop is being offered at an additional charge. Participation is on a first-come, first-served basis, and attendance is limited to 40 participants.

POSTER PRESENTATION

A poster presentation will be held during the symposium to stimulate and recognize innovative clinical research in the fields of periodontics, restorative dentistry, and implant dentistry. The three best poster presentations will be selected. The awards for best poster include cash, refund of symposium registration fee, and more. For those who are interested in presenting a poster, detailed information appears later in this program.

TECHNICAL EXHIBITS

Technical exhibits will be held Thursday through Saturday. Visit the exhibits to observe the latest developments in dental products offered by the leading manufacturers. Exhibit hours are:

Thursday, June 6, 2013 9:30 AM–6:30 PM
Friday, June 7, 2013 9:30 AM–6:30 PM
Saturday, June 8, 2013 9:30 AM–6:30 PM

SOCIAL EVENTS

Wine and Cheese Reception Thursday, June 6, 5:00 PM–6:30 PM
Will be held following the conclusion of the special presymposium sessions in the Exhibit Hall located on the 3rd floor.

Welcome Reception Friday, June 7, 6:30 PM–8:30 PM
Located in the Grand Ballroom on the 4th floor. Plan to spend a fun evening following a busy day of lectures. This will be a great opportunity to renew old friendships or establish new ones among your colleagues.

REGISTRATION FEE

Your registration fee includes admission to all symposium sessions and exhibits, daily coffee breaks, and the symposium reception. Take advantage of specially reduced fees by registering in advance.

	By 1/31/13	On or after 2/1/13
Full 4-day attendance	US \$778	US \$848
AAP member		
4-day attendance*	US \$678	US \$748
Student 4-day attendance*	US \$398	US \$398
Hygienist		
4-day attendance	US \$398	US \$398
Hygienist Thursday one-day session only	US \$158	US \$158

*See the Registration Form for qualification requirements.

SYMPOSIUM REGISTRATION DESK

Your symposium program packet will await you at the Symposium Registration Desk. The desk will be open on June 5 from 1:00 PM to 6:00 PM and beginning at 7:00 AM each day thereafter.

HOW TO REGISTER

Complete the enclosed registration form, including your session preference, and do one of the following:

- Register online at www.quintpub.com/isprd.
- Mail your form and check for the full registration fee to Quintessence Publishing at the address on the form.
- Fax your form with credit card information (Visa, MasterCard, American Express, or Discover) to Quintessence at 630-736-3633.
- On-site registration will be accepted only on the basis of space availability and therefore cannot be guaranteed. Early advance registration is strongly recommended.

For additional copies of the registration form or advance program, visit the Quintessence website at www.quintpub.com. **The deadline for registering for the symposium is May 17, 2013.**

CANCELLATIONS/REFUNDS

Cancellations made in writing and received by Quintessence before May 3, 2013, will be refunded in full. For cancellations received on or after May 3, 2013, but before the start of the meeting, a cancellation fee of US \$75 will be charged. No refunds will be made after the symposium begins on June 6, 2013.

CONTINUING DENTAL EDUCATION CREDIT

Registrants may earn up to 26 hours of continuing education (CE) credit. One hour of CE credit is offered for every hour of program attendance. The American Academy of Periodontology will keep CE records for 4 years. The American Academy of Periodontology and Quintessence Publishing does not send CE credit information to state boards. Meeting attendees are responsible for ensuring that their CE credits are current and on file at their respective state board or other licensing or regulatory agency.

The American Academy of Periodontology is an ADA CERP-Recognized Provider.

ADA CERP® | Continuing Education Recognition Program

PROGRAM AT A GLANCE

Thursday, June 6

SPEAKER	TIME	TITLE
Session I	8:00 AM–5:00 PM	The Next Generation of Implant Dentistry
Session II	8:00 AM–5:00 PM	Strategic Regeneration: Biomaterial Selection and Surgical Techniques
Session III	8:00 AM–5:00 PM	Defining and Implementing “Definitive” Periodontal and Peri-Implant Treatment in Specific Patient Groups: Critical Advances for the Practicing Clinician
Workshop	8:00 AM–4:00 PM	Alveolar Ridge Regenerative Strategies: Titanium and Sonic Weld Mesh with BMP-2 and Particulate Allograft

Friday, June 7

SPEAKER	TIME	TITLE
Session I	8:00 AM–5:00 PM	The Creation of Optimal Ceramic Esthetics
Session II	8:00 AM–5:00 PM	Bone Preservation for Compromised Extraction Sites
Session III	8:00 AM–12:00 PM	The Realistic End Point Goals of Periodontal Regeneration
Session IV	1:00 PM–5:00 PM	Adult Orthodontics to Resolve Spacing and Tissue Deficiencies

Saturday, June 8

SPEAKER	TIME	TITLE
Session I	8:00 AM–12:00 PM	The Clinical Application of Tissue Engineering
Session II	1:00 PM–5:00 PM	Identification and Management of Prosthetic Problems for Dental Implants
Session III	8:00 AM–5:00 PM	Treatment-Planning Innovations for the Compromised Patient
Session IV	8:00 AM–5:00 PM	Advances in Localized Site Development for Implant Dentistry

Sunday, June 9

SPEAKER	TIME	TITLE
Session I	8:00 AM–2:45 PM	Periodontal Plastic Surgery for the Treatment of Recession Defects
Session II	8:00 AM–2:45 PM	Novel Advances and Rationale for Implant Success
Session III	8:00 AM–2:45 PM	Immediate Loading: When and Where for Whom?

SESSION I: 8:00 AM–5:00 PM**The Next Generation of Implant Dentistry**

Implant dentistry is dynamic and always evolving. This program will present new research, technologies, and practical experiences employed in the implant practice. The panel will discuss the next generation of implant dentistry in surgical, restorative, and regenerative therapies. Participants should gain knowledge in treatment planning and management of compromised sites, as well as advanced technologies for efficient, effective, and esthetic patient outcomes.

OBJECTIVES:

- Understand clinical and technologic advancements to accelerate patient rehabilitation.
- Understand the outcomes of immediately loaded implants in the full arch under compromised conditions.
- Be able to recognize the benefits of immediate versus delayed socket management.

Richard J. Lazzara, DMD, MScD, Moderator

Dennis P. Tarnow, DDS

Innovations in Socket Management: What We Know, What We Think We Know, and What We Don't Know

Otto Zuhr, DDS, Dr med dent

Management of Extraction Sockets—Scientific Data and Their Clinical Relevance

Harold S. Baumgarten, DMD

Factors for Influencing Treatment Options

Nicola De Angelis, DDS, DMSc

Hard & Soft Tissues Preservation Surrounding Dental Implants

Ernesto A. Lee, DMD

Esthetic Implant Dentistry: State of the Art

Christopher Ramsey, DMD

Digital Dynamics in Dentistry

Hugo De Bruyn, PhD

Creating Ideal Results in Compromised Situations

Sponsored by 

SESSION II: 8:00 AM–5:00 PM**Strategic Regeneration: Biomaterial Selection and Surgical Techniques**

The continued emergence of biomaterials and biologics has resulted in an enhanced capability of surgical success and patient benefits. This program will consider several regenerative approaches to save teeth, to reverse recession, and to enhance the zone of keratinized tissue and site preparation for implant placement. Subjects to be considered include the treatment of extraction wounds, periodontal plastic surgery, localized ridge enhancement, and the sinus elevation procedure. The focus of the presentation will be a take-home message to augment your surgical armamentarium.

OBJECTIVES:

- Identify the limitations of regenerative materials.
- Investigate the value of tissue engineering for localized edentulous ridge augmentation.
- Learn to use alternative surgical techniques.

Myron Spector, PhD, Moderator

Stephen S. Wallace, DDS

Sinus Elevation: Maximizing Outcomes Through Biomaterial Selection and Surgical Innovations

Zvi Artzi, DMD

From Immediate Implant Placement Postextraction to Functional Reconstruction: The Simultaneous Versus Gradual Approach

Isabella Rocchietta, DDS

Tissue Engineering: Can We Apply It Clinically?

Stuart J. Froum, DDS

Peri-Implantitis—What are the Options of Treatment?

Giulio Rasperini, DDS

The Selection of Biomaterials and Surgical Techniques in Periodontal Plastic Surgery

Kevin Murphy, DDS, MS

The Use of SonicWeld Ultrasonically Fabricated Barriers for Enhanced Outcomes in Guided Bone Regeneration

Sponsored by 

SESSION III: 8:00 AM–5:00 PM

Defining and Implementing “Definitive” Periodontal and Peri-Implant Treatment in Specific Patient Groups: Critical Advances for the Practicing Clinician

The role of the practicing clinician in ensuring each patient’s overall long-term health and well-being has become increasingly critical in the last decade. With the explosion of emerging evidence for an oral health–total health connection, dentists and hygienists are seeking new and innovative strategies for ensuring a patient’s long-term health through optimal “definitive” treatment approaches.

This symposium brings together a group of international experts who individually and collectively are leaders in the management of periodontal and peri-implant disease. Drawing on the lessons learned from “intervention” trials in distinct patient populations, the speakers will examine approaches for treating periodontal disease in specific patient groups such as individuals with diabetes. The speakers will teach us that treatment of periodontal disease is not the same in each patient group or in each patient. The speakers will also define for us what constitutes “definitive” treatment of disease and how to optimally achieve it.

OBJECTIVES:

- Understand the new concept of periodontal disease and peri-implant disease as primarily inflammatory diseases initiated by an infectious burden.
- Understand the pitfalls in treating specific patient groups and the need to “tailor” specific treatment strategies for these groups.
- Understand strategies for ensuring the “definitive” treatment of patients who have dental implants.
- Understand how to incorporate new treatment strategies for specific patient groups into everyday practice.

Ray C. Williams, DDS, Moderator

David W. Paquette, DMD, MPH, DMSc

Understanding the Nature and Treatment of Periodontal and Peri-Implant Disease

Steven Offenbacher, DDS, PhD, MMSc

Lessons Learned about “Definitive” Periodontal Disease Treatment from Human Clinical Trials

Joseph P. Fiorellini, DMD, DMSc

Achieving “Definitive” Periodontal Disease Treatment in Patients with Diabetes

Joan Otomo-Corgel, DDS, MPH

Achieving “Definitive” Periodontal Disease Treatment in “Mothers to Be”

Maurizio S. Tonetti, DMD, PhD, MMSc

Achieving “Definitive” Periodontal Disease Treatment in Patients with Cardiovascular Disease

Paul S. Rosen, DMD, MS

Incorporating “Definitive” Periodontal Disease and Peri-Implant Disease Treatment into Daily Practice

Sponsored by



ALL-DAY HANDS-ON WORKSHOP: 8:00 AM–4:00 PM

(Additional fee required)

Alveolar Ridge Regenerative Strategies: Titanium and Sonic Weld Mesh with BMP-2 and Particulate Allograft

Michael A. Pikos, DDS

Mesh particulate grafting must be integrated into treatment planning by today’s implant surgeon to effectively treat patients with compromised alveolar ridges. This clinically based hands on technique course will draw on the speaker’s 30 year experience with bone grafting. The indications, contraindications, and surgical protocol for titanium and Poly-DL lactide (Sonic Weld) mesh with BMP-2 and particulate allograft for alveolar ridge augmentation will be featured with step by step hands-on surgical protocols. Flap design and soft tissue management will be reviewed along with comprehensive site development evaluation including the use of cone beam CT and detailed clinical examination. Recognition, management and prevention of complications associated with mesh/BMP-2 particulate grafting will be covered.

OBJECTIVES:

- To understand the indications for mesh/BMP-2 particulate grafting for alveolar ridge augmentation.
- To appreciate the importance of site development for mesh/BMP-2 particulate grafting.
- To understand and apply the surgical protocol for utilization of mesh/BMP-2 particulate grafting for alveolar ridge augmentation.
- To recognize, manage and prevent complications associated with mesh/BMP-2 particulate grafting.

SESSION I: 8:00 AM–5:00 PM**The Creation of Optimal Ceramic Esthetics**

The quest for the perfect material to create optimal dental esthetics has led to remarkable progress, but we continue to learn new innovations. This panel will present pertinent information ranging from minimally invasive all-ceramic restorations to complex prosthodontics. It is important to establish a protocol that recognizes the need for correct tooth preparation in concert with the selection of the restorative material to achieve both function and esthetics.

OBJECTIVES:

- Learn to select the optimal material for your patient.
- Identify the appropriate tooth preparation for the situation.
- Appreciate the value of CAD/CAM in esthetic dentistry.

Daniel Nathanson, DMD, MSD, Moderator

David A. Garber, DMD

The Critical “Pink” Interface in Esthetic Dentistry: Options, Limitations, and Solutions

Konrad Meyenberg, Dr med dent

Minimally Invasive All-Ceramic Techniques to Restore Discolored Anterior Teeth—A Contradiction?

Kenneth A. Malament, DDS, MScD

Integration of Esthetic Dentistry in Routine and Complex Prosthodontics

Robert R. Winter, DDS

The Correlation Between Tooth Preparation, Restorative Material Selection, Function, and Esthetic Success

Markus B. Blatz, Dr med dent, PhD

CAD/CAM in Esthetic Dentistry

Galip Gürel, DDS, MS

Ultimate Communication Between the Dentist, Specialists, Ceramist, and the Patient to Create Optimal Ceramic Esthetics

SESSION II: 8:00 AM–5:00 PM**Bone Preservation for Compromised Extraction Sites**

The acceptance of osseointegrated implants for the replacement of missing anterior teeth has identified the need to preserve the supporting alveolar process following extraction of teeth with prominent roots. It is apparent that the patient benefits from regenerative treatment at the time of extraction, and this panel will present the biologic and clinical observations. They will consider the alternatives of regeneration and/or the placement of implants at the time of extraction. The ultimate goal is the long-term preservation of soft and hard tissues when treating compromised extraction sites.

OBJECTIVES:

- Review the scientific evidence as to preservation of the alveolar process with extractions.
- Learn when immediate implant placement in an extraction socket is appropriate.
- Consider the biomaterial selection for compromised extraction sites.

Diego Velásquez, DDS, MSD, Moderator

Christoph H. F. Hämmerle, Dr med dent

How to Preserve the Ridge: A Key Question in Clinical Practice

Maurício G. Araújo, DDS, MSc, PhD

Management of Extraction Sites

Lyndon Cooper, DDS, PhD

A Comparative Analysis of Alveolar Tissue Responses to Implants Placed in Sockets and Healed Ridges

Ueli Grunder, DMD

Augmentation: The Solution for Long-Term Soft Tissue and Bone Preservation for Compromised Extraction Sites in the Esthetic Zone

Sonia S. Leziy, DDS, FRCD(C)

Site Development for Implant Placement: Concepts, Procedures, and Techniques

Paulo Camargo, DDS, MS, MBA

Preserving the Dimensions of the Alveolar Ridge: Scientific Evidence and Clinical Applications

SESSION III: 8:00 AM–12:00 PM**The Realistic End Point Goals of Periodontal Regeneration**

Periodontal regeneration is the ultimate goal for the treatment of adult periodontitis. The contemporary availability of biologics, barrier membranes, and laser therapy provide many opportunities to reverse the tissue destruction of disease. In spite of this, questions persist as to the effort required, the cost-effectiveness, and the esthetic result. This panel will present an organized selection of cases together with a background of evidence to guide your decisions.

OBJECTIVES:

- Learn surgical techniques to gain regenerative success.
- Understand the value of tissue engineering.
- Recognize the role of laser surgery for periodontal regeneration.

Sergio De Paoli, MD, DDS, Moderator

Marc L. Nevins, DMD, MMSc
Laser-Assisted Microinvasive Versus Biomaterial Periodontal Regenerative Therapy

Pamela K. McClain, DDS
Regenerative Therapy in Furcation Defects: Advances and Limitations

Stuart J. Froum, DDS
Advisability and Predictability of Regenerative Therapy for Teeth with Severe Bone Loss

SESSION IV: 1:00 PM–5:00 PM**Adult Orthodontics to Resolve Spacing and Tissue Deficiencies**

Adult orthodontic intervention provides a serious benefit to many patients from both an esthetic and functional basis. This is true for both dentate and implant spatial relations and frequently can be isolated to a specific area of correction. It also has the capacity to reposition hard and soft tissue relationships. There is emerging clinical evidence that many of these procedures can reach their culmination more efficiently than anticipated.

OBJECTIVES:

- Learn the goals of hard and soft tissue change with tooth movement.
- Observe the end point goals that are possible.
- Recognize that optimal outcomes may occur in a shorter time frame.

Nicholas M. Dello Russo, DMD, MScD, Moderator

M. Thomas Wilcko, DMD
Periodontally Enhanced Orthodontics—A New Frontier

David M. Sarver, DMD, MS
The Global Assessment and Treatment in Dentofacial Esthetics

Roger J. Wise, DDS
Adult Orthodontics: The Practical Approach

SATURDAY, June 8**SESSION I: 8:00 AM–12:00 PM****The Clinical Application of Tissue Engineering**

The contemporary utilization of tissue-engineered products in periodontal and implant treatment is substantial. They provide an opportunity to challenge the use of autogenous grafting to enhance bone without the adverse effects that accompany the harvest site. That being said, we have to determine which growth factor will provide the efficacy for success. It is then necessary to become familiar with their applications. Our panel of experts will bring us up to date with their knowledge and clinical experience.

OBJECTIVES:

- Reassess our regenerative procedures.
- Recognize the value of tissue-engineered products.
- Understand the combination of growth factor and the matrix of choice.

David M. Kim, DDS, DMSc, Moderator

William V. Giannobile, DDS, DMSc
How Do We Use Advances in Tissue Engineering for Clinical Use?

Massimo Simion, MD, DDS
The Clinical Use of Biomaterials and Growth Factors in Hard and Soft Tissue Management

David L. Cochran, DMD, MS, PhD, MMSc
What is the Best Growth Factor/Matrix Choice in the Clinic?

SESSION II: 1:00 PM–5:00 PM**Identification and Management of Prosthetic Problems for Dental Implants**

Complications in implant dentistry, particularly surgical complications, are generally considered to occur at a low level. Prosthodontic complications, on the other hand, can be quite common, problematic to patients, and at best annoying to the clinician. The spectrum of prosthodontic complications will be reviewed with a focus on etiology, frequency, and avoidance. The attendee should obtain valuable information relative to avoidance of prosthodontic complications.

OBJECTIVES:

- Discuss how to lower the risk for late implant failures.
- Discuss the prevalence of prosthetic material failure in implant-supported restorations.
- Discuss the evidence for occlusal load as a cause of loss of osseointegration.

Thomas D. Taylor, DDS, MSD, Moderator

Kent Knoernschild, DMD, MS

Occlusal Loading and Prosthetic Complications: Incidence, Rationale, and Resolution

Hans-Peter Weber, Dr med dent

Late Implant Failures—Causes and Courses of Action

Thomas D. Taylor, DDS, MSD

Ceramic Failure in Implant-Supported Restorations: Etiology and Management

SESSION III: 8:00 AM–5:00 PM**Treatment-Planning Innovations for the Compromised Patient**

All patients are focused on the outcome of treatment and their dental future. Most compromised patients will require a multidisciplinary treatment plan that is unique and dependent upon previous experience of the dental team. This panel will consider periodontal therapy to save teeth, implant replacement of teeth that are missing or beyond treatment, and the ultimate prosthetic restoration of the dentition. Consideration will be given to those therapies that have passed the test of time and are classic, today's modalities of treatment, and future treatment possibilities.

OBJECTIVES:

- Identify treatment decisions with long-term results.
- Observe the esthetic end point goals of prosthetic treatment.
- Evaluate the benefits of dental implants.

Arnold S. Weisgold, DDS, Moderator

Mauro Fradeani, DMD

The Prosthetic Rehabilitation of Compromised Dentition: The Balance Between Function, Esthetics, and Long-Term Results

Myron Nevins, DDS

The Prognosis, Risk Factors, and Solutions for Periodontally Compromised Patients

Dennis P. Tarnow, DDS

Multidisciplinary Approach for the Periodontally Compromised Dentition in the Esthetic Zone

Jörg Strub, DMD, Dr med dent habil, Dr hc

Digital Workflow in Reconstructive Dentistry

Robert E. Marx, DDS

Ridge Augmentation Using In-situ Tissue Engineering

Takeshi Sasaki, DDS

Comprehensive Treatment for Periodontally Compromised Cases—Three Key Concepts for Saving Teeth and Promoting Longevity

*Please join us at the
Welcome Reception
Friday, June 7, 6:30 PM–8:30 PM*

SESSION IV: 8:00 AM–5:00 PM

Advances in Localized Site Development for Implant Dentistry

We have entered a new era of available biomaterials that challenge autogenous blocks to enhance bone volume as the gold standard of successful treatment. The ever-growing armamentarium of osteopromotive options opens the mind to many alternatives that previously would defy logic. We continue to be impressed with long-term observations as we investigate contemporary and future therapies. Our distinguished panel will present a wide range of clinical deformities and demonstrate treatment modalities with and without growth factors.

OBJECTIVES:

- Assess the long-term stability of treated cases.
- Observe surgical techniques and their variation by the surgeons.
- Evaluate barrier membranes and growth factors.

Chris R. Richardson, DMD, MS, Moderator

Burton Langer, DMD, MSD

The Horizontal and Vertical Expansion of Bone In Situ: Long-Term Results

Georg Watzek, MD, DDS, PhD

Facilitated Replacement of Molars by Implants in Anatomically Compromised Sites

Michael A. Pikos, DDS

3D Mesh Particulate Alveolar Ridge Regenerative Strategies: Autogenous, Allogeneic, and Tissue Engineering

Daniel Buser, DDS, Dr med dent

Clinical and Radiographic Long-Term Stability of Contour Augmentation at Implants in the Esthetic Zone

István Urbán, DMD, MD

New Perspectives of Vertical and Horizontal Augmentation Using Guided Bone Regeneration

Mauro Merli, MD, DDS

Implant Therapy: The Integrated Treatment Plan

Save the Date

The 1st International Quintessence Symposium on Oral Health: The Oral-Systemic Connection



February 7–8, 2014
Sheraton San Diego Hotel & Marina
San Diego, CA

Chair: Michael Glick, DMD

Speakers

Donald Maxwell Brunette, PhD

Robert J. Genco, DDS, PhD

Ira B. Lamster, DDS, MMSc

Robert E. Marx, DDS

Steven Offenbacher, DDS, PhD



Douglas E. Peterson, DMD, PhD

Frank Scannapieco, DMD, PhD

Maurizio S. Tonetti, DDS, MS

David T. W. Wong, DMD, DMSc

Sook-Bin Woo, DMD, MMSc . . . and more

For more information or to receive the advance program, go to quintpub.com/iqsoh.

SESSION I: 8:00 AM–2:45 PM**Periodontal Plastic Surgery for the Treatment of Recession Defects**

All patients desire an esthetic display of gingiva when they smile, and periodontal plastic surgery explores every possible procedure for an optimal result. New materials have complemented traditional autogenous techniques and create many questions. Which methods are best suited for Miller Class I and Class II recession, and what is predictable for more advanced problems? How should the surgical technique and the material of choice be altered to establish predictability for more advanced problems? Is there a place for live cell therapy and tissue-engineering principles? We have assembled individuals who have made major contributions in this arena and are sure to provide a significant take-home message.

OBJECTIVES:

- Determine the optimal treatment strategy for specific recession defects.
- Assess the cutting-edge techniques for root coverage.
- Understand the biologic processes that occur with soft tissue healing.

Adriana McGregor, DDS, Moderator

Michael K. McGuire, DDS

Novel Solutions for Natural Smiles: Practical Applications of Growth Factors and Cell-Based Therapies

Giano Ricci, MD, DDS, MScD

Localized Ridge Augmentation and Leveling of Buccal and Interproximal Gingival Margins: The Ultimate Challenge for Optimal Esthetic Results

Edward P. Allen, DDS, PhD

Urban Legends, Folklore, Myths, Rumors, and Misinformation

Kirk L. Pasquinelli, DDS

Simultaneous Augmentation of Multiple Teeth with Autogenous Connective Tissue

Massimo De Sanctis, MD, DDS, MS

Treatment of Multiple Recession in the Esthetic Areas of the Mouth

Ion Zabalegui, MD, DDS

Enhancing Clinical Outcomes in the Esthetic Sites

SESSION II: 8:00 AM–2:45 PM**Novel Advances and Rationale for Implant Success**

Is it possible to improve implant success? How should we go about achieving this goal? Our panel has been carefully selected for their contributions to this mission. The topics to be discussed include the problematic potential of implants, histologic and clinical observations relative to implant design modifications, the use of stem cells to regenerate alveolar bone, and long-term peri-implant stability in the esthetic zone.

OBJECTIVES:

- Learn the effect of implant modification on marginal bone retention.
- Understand the clinical efficacy of implant surfaces.
- Observe long-term peri-implant tissue stability.
- Become aware of implant complications.

Thomas J. McGarry, DDS, Moderator

Craig M. Misch, DDS, MDS

Implant Design Modifications to Maintain Marginal Bone: Fact or Fiction

Peter Schuepbach, PhD

The Clinical Efficacy of Implant Surfaces: Dreams and Reality

Tord Berglundh, DDS, Odont Dr

Peri-Implantitis—Characteristics, Risk Factors, and Treatment

Atsuhiko Yamamoto, DDS, PhD

Predictable Treatment of Peri-Implantitis by using the Erbium Laser Micro-Explosion

Christian Coachman, CDT, DDS

Smile Design, Team Communication and Patient Management
The Emotional Aspect of Restorative Dentistry

John L. Ricci, PhD

Role of Laser Surface Modifications in Establishment of a Connective Tissue Attachment at the Implant Surface

SESSION III: 8:00 AM–2:45 PM**Immediate Loading: When and Where for Whom?**

The possibilities of immediate loading implant success are tempting for many patients, but how often do they result in complications that might be avoided? This group of experienced clinicians will provide treatment protocols that will identify the criteria of case selection and the use of provisionalization to achieve optimal soft tissue esthetics. There is a great need to have a prosthetic strategy to plan immediate loading of implants. This then becomes a multidisciplinary event.

OBJECTIVES:

- Identify the criteria of patient selection for immediate loading.
- Recognize the value of soft tissue development with the provisional prosthesis.
- Learn to treatment plan with an awareness of possible prosthetic problems and solutions.

Hom-Lay Wang, DDS, MSD, PhD, Moderator

Tiziano Testori, MD, DDS
Immediate Loading Protocols: Limitations and Complications

Stephen J. Chu, DMD
Prosthetic Strategies in Peri-Implant Soft Tissue Preservation

Brahm A. Miller, DDS, MSc, FRCD(C)
Implant Provisionals in the Esthetic Zone: Surgical and Restorative Considerations

Carlo Tinti, MD, DDS, and **Stefano Parma Benfenati**, MD, DDS, MScD
Peri-Implantitis: Surgical Approaches to Its Management

Stephen M. Parel, DDS
Immediate Loading for the Edentulous and Failing Dentition Patient: Expanded Options and Profiling

Anthony G. Sclar, DMD
All-on-Four or More Immediate Function Procedures—Case Selection Criteria and Diagnostically Driven Treatment Planning: Surgical and Prosthodontic Treatment Protocols for Success

**AAP Foundation Invitation to Golf Outing**

As an attendee of the 11th Annual International Symposium on Periodontics and Restorative Dentistry, you are invited to an exclusive golf outing hosted by the AAP Foundation and Dr Myron Nevins.

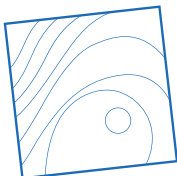
Join the AAP Foundation the day before the Symposium, Wednesday, June 5, for a fun round of golf at the 97-year-old Donald Ross–designed Kernwood Country Club. Executive coaches will depart the Boston Marriott Copley Place at 7:00 am, returning after golf, lunch, and awards presentation.

Your \$200 fee includes:

- Round trip transportation from the Boston Marriott Copley Place
- Greens fees
- Continental breakfast
- Lunch
- Complimentary golf accessory

To register, call Dana Camacho at (312) 573-3257 or email dana@perio.org. All proceeds benefit the AAP Foundation, a 501(c)(3) nonprofit organization dedicated to serving the needs of periodontists and their patients.

Special Discounted Rate to AAP MEMBERS



THE INTERNATIONAL JOURNAL OF PERIODONTICS & RESTORATIVE DENTISTRY

Editors-in-Chief: Myron Nevins, DDS
Marc L. Nevins, DMD, MMSc

Dear AAP Member Colleagues,

On behalf of myself and the editorial team of *The International Journal of Periodontics & Restorative Dentistry*, I invite you to take advantage of this special AAP member discounted subscription rate. In addition to the bimonthly printed journal, with its impeccable full-color images and unique presentation, you will receive access to full-text online PDFs of each article, including new online-only articles, as well as to the journal archives dating back to the first issue published in 1981.

IJPRD articles continue to emphasize evidence-based, practical, clinically tested procedures to aid in perfecting treatments provided to patients in a daily practice setting. Since its inception, the hallmark of this journal has been publishing timely and informed treatment protocols. It strives to be on the cutting edge of periodontal, implant, and restorative dental concepts and techniques. If your subscription has lapsed, this is an excellent opportunity for AAP members to subscribe anew at a substantial reduction equal to the student rate.

The goal of all treatment protocols is to resolve problems in an optimal fashion and have a patient satisfied with the work provided for them. Why not let IJPRD help you accomplish your goals?

Sincerely,

Myron Nevins, DDS

Marc L. Nevins, DMD, MMSc



To sign up for a subscription, go to www.quintpub.com

CALL FOR POSTERS

A poster presentation will be held during the symposium at the Boston Marriott Copley Place to stimulate and recognize innovative clinical research in the fields of periodontics, restorative dentistry, and implant dentistry. Those interested in presenting a poster are encouraged to apply. Fifteen posters will be selected for presentation during the symposium. The three best poster presentations will be awarded prizes.

APPLICATION FOR ENTRY

Application for entry is made by submitting an abstract **via email only** to cthomas@quintbook.com. The abstract should be a thorough yet concise description of the poster presentation (maximum 500 words). Include your full name and mail/email address as well as the title of the poster at the top of the page. Indicate any commercial support at the end of the abstract if applicable.

Email: cthomas@quintbook.com

Deadline: March 1, 2013

AWARDS

Cash awards of \$1,500, \$1,000, and \$500 will be given to the first-, second-, and third-place winners, respectively. In addition, each award winner will receive a recognition plaque and a refund of the symposium registration fee.

SPONSORED BY



BOSTON MARRIOTT COPLEY PLACE

Standard Room Rate

Single/Double \$310
Additional person \$20

The Boston Marriott Copley Place, selected as the official hotel for the symposium, is offering a special rate to symposium participants. The Boston Marriott Copley Place is located in the city's charming and fashionable Back Bay area and is linked to the Copley Place Shopping Galleries. The hotel is about 5 miles from Logan International Airport.

Please complete this form and mail or fax it with your Registration Form to Quintessence Publishing Co Inc, 4350 Chandler Drive, Hanover Park, Illinois 60133, or call the Marriott Hotel Reservation Desk directly at **(800) 228-9290** (in US and Canada) or **(617) 236-5800**. (If you call the hotel, be sure to indicate the name of the symposium to receive the special meeting rate.)

Please reserve your room before **5:00 PM on May 14, 2013**, the reservation cutoff date. You may be charged a higher rate after this date. All rooms must be guaranteed by a deposit or a major credit card. Individual cancellation must be made at least 48 hours prior to the date of arrival.

The room rate is based on one night and does not include taxes. Should you require a suite or an upgraded room, contact the hotel for special rates. You will receive confirmation of your reservation directly from the hotel. **To change your reservation dates or to make a cancellation, please contact the hotel directly.**

NAME _____

ADDRESS _____

CITY _____ STATE _____

ZIP _____ COUNTRY _____

TELEPHONE _____

FAX OR EMAIL _____

ARRIVAL DATE _____ DEPARTURE DATE _____ NUMBER OF NIGHTS _____

SHARING ROOM WITH _____

SPECIAL REQUEST _____

CARDHOLDER'S NAME _____

CREDIT CARD NUMBER _____ EXPIRES _____

GUARANTEED BY: (circle one) Visa MasterCard American Express Discover

SIGNATURE _____

I understand that I am liable for one night's room and tax, which will be deducted from my deposit or billed through my credit card, in the event that I do not arrive on the date indicated or cancel at least 48 hours prior to the date of arrival.

REGISTRATION FORM AND SESSION PREFERENCES

Mail or fax entire page to:
 Quintessence Publishing Co Inc
 4350 Chandler Drive
 Hanover Park, Illinois 60133
 Fax: (630) 736-3633

(A) SYMPOSIUM REGISTRATION

PLEASE CHECK ONE:

- | | | |
|---|---|---|
| | By 1/31/13 | On or after 2/1/13 |
| Regular | <input type="checkbox"/> US \$778 (R10) | <input type="checkbox"/> US \$848 (R20) |
| AAP member* (no. _____) | <input type="checkbox"/> US \$678 (R30) | <input type="checkbox"/> US \$748 (R40) |
| Student** | <input type="checkbox"/> US \$398 (R50) | <input type="checkbox"/> US \$398 (R50) |
| Hygienist 4-day session | <input type="checkbox"/> US \$398 (R60) | <input type="checkbox"/> US \$398 (R60) |
| Hygienist Thursday one-day session only | <input type="checkbox"/> US \$158 (R70) | <input type="checkbox"/> US \$158 (R70) |

*It is imperative that AAP members submit their membership number. Failure to do so could result in a higher registration fee.
 **To qualify for the student rate, participant must provide proof of current enrollment in a full-time accredited dental program. Student ID cards will not be accepted.

(B) THURSDAY WORKSHOP REGISTRATION

US \$1,128 (R80)

Alveolar Ridge Regenerative Strategies: Autogenous Block Versus Mesh Particulate—
 A Hands-On Workshop

Attendance is limited to 40 participants—see program for details.

SYMPOSIUM REGISTRATION FEE (A)	\$ _____
WORKSHOP REGISTRATION FEE (B)	\$ _____
TOTAL (A + B)	\$ _____

PERSONAL INFORMATION

NAME _____

ADDRESS _____

CITY _____ STATE _____

ZIP _____ COUNTRY _____

TELEPHONE _____ FAX _____

EMAIL _____

PLEASE CHECK ONE:

- General dentist Oral surgeon Periodontist Prosthodontist
- Student Other (please specify) _____
- CHECK ENCLOSED (make payable to Quintessence Publishing Co Inc)
- CHARGE TO: (circle one) Visa MasterCard American Express Discover

CARDHOLDER'S NAME _____

CREDIT CARD NUMBER _____ EXPIRES _____

SIGNATURE _____

SESSION PREFERENCES

IMPORTANT! You must check those sessions you plan to attend because there will be three concurrent sessions each day. Indicating your preference at this time does not obligate you to attend these sessions.

- | | |
|--|---|
| <ul style="list-style-type: none"> <input type="checkbox"/> Thursday all day: The Next Generation of Implant Dentistry <input type="checkbox"/> Thursday all day: Strategic Regeneration: Biomaterial Selection and Surgical Techniques <input type="checkbox"/> Thursday all day: Defining and Implementing “Definitive” Periodontal and Peri-Implant Treatment in Specific Patient Groups: Critical Advances for the Practicing Clinician <input type="checkbox"/> Friday all day: The Creation of Optimal Ceramic Esthetics <input type="checkbox"/> Friday all day: Bone Preservation for Compromised Extraction Sites <input type="checkbox"/> Friday morning: The Realistic End Point Goals of Periodontal Regeneration <input type="checkbox"/> Friday afternoon: Adult Orthodontics to Resolve Spacing and Tissue Deficiencies | <ul style="list-style-type: none"> <input type="checkbox"/> Saturday morning: The Clinical Application of Tissue Engineering <input type="checkbox"/> Saturday afternoon: Identification and Management of Prosthetic Problems for Dental Implants <input type="checkbox"/> Saturday all day: Treatment-Planning Innovations for the Compromised Patient <input type="checkbox"/> Saturday all day: Advances in Localized Site Development for Implant Dentistry <input type="checkbox"/> Sunday all day: Periodontal Plastic Surgery for the Treatment of Recession Defects <input type="checkbox"/> Sunday all day: Novel Advances and Rationale for Implant Success <input type="checkbox"/> Sunday all day: Immediate Loading: When and Where for Whom? |
|--|---|



Speakers



E. Allen



M. Araújo



Z. Artzi



H. Baumgarten



M. Blatz



D. Buser



P. Camargo



S. Chu



D. Cochran



C. Coachman



L. Cooper




N. De Angelis



H. De Bruyn



S. De Paoli



M. De Sanctis



B. Dello Russo



J. Fiorellini



M. Fradeani



S. Froum



D. Garber



W. Giannobile



U. Grunder



G. Gürel



C. Hämmerle



D. Kim



K. Knoernschild



B. Langer



L. Langer



R. Lazzara



E. Lee



S. Leziy



K. Malament



R. Marx



P. McClain



T. McGarry



A. McGregor



M. McGuire



M. Merli



K. Meyenberg



B. Miller



C. Misch



K. Murphy



D. Nathanson



M. Nevins



M. L. Nevins



S. Offenbacher



J. Otomo-Corgel



D. Paquette



S. Parel



S. Parma Benfenati



K. Pasquini



M. Pikos



C. Ramsey



G. Rasperini



G. Ricci



J. Ricci



C. Richardson



I. Rocchietta



P. Rosen



D. Sarver



T. Sasaki



P. Schuepbach



A. Sclar



M. Simion



M. Spector



J. Strub



D. Tarnow



T. Taylor



T. Testori



C. Tinti



M. Tonetti



I. Urbán



D. Velásquez



S. Wallace




H. Wang



G. Watzek



H. Weber



A. Weisgold



M. Wilcko



R. Williams



R. Winter



R. Wise



A. Yamamoto



I. Zabalegui



O. Zuhr